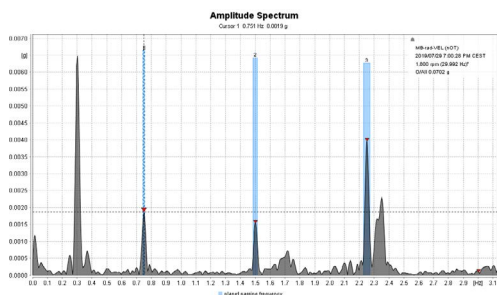
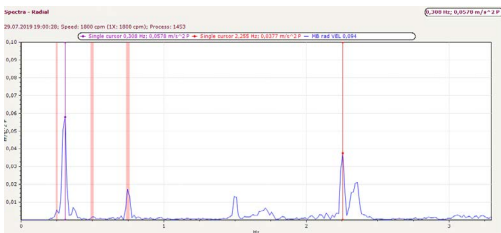




Item	Item-No.
Configuring WebLog Interface in Customer Network	00036125-00
Configuring WebLog Interface in Bachmann Network	00036126-00
WebLog Import SKF CMS data	00036099-00



WebLog Import for Data from SKF – Condition Monitoring Systems (CMS)

WebLog Import for SKF CMS data enables the automated integration of measurement data from existing SKF Condition Monitoring systems with a Bachmann WebLog Server, to allow a uniform approach to vibration monitoring.

This enables monitoring and diagnosis through the various tools provided by Bachmann’s WebLog Portal or WebLog Expert® software, including reporting and the use of the ticket system. Machines equipped with SKF CMS can therefore be monitored using the same functionalities and processes as those equipped with Bachmann CMS.

Measurement data transferred from the CMS to an SKF database is processed by Bachmann’s WebLog Interface ¹⁾, which converts the source data into Bachmann format and calculates spectral data and characteristic values.

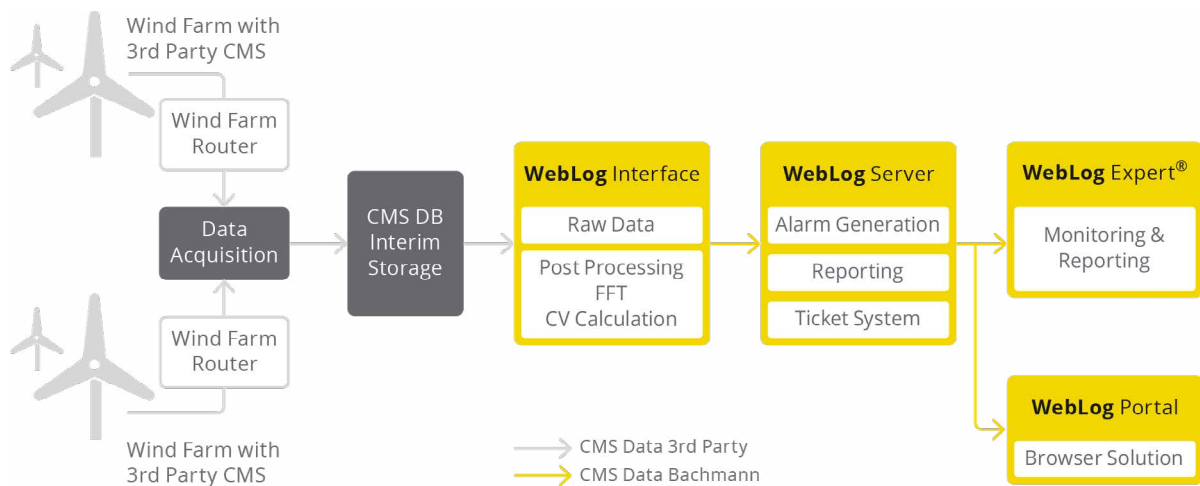
Analogous to measurement data from a Bachmann CMS, the converted data is available on the WebLog Server for further evaluation and analysis using WebLog Portal or WebLog Expert®.

Permanent storage of the data is provided by WebLog Server, so long term storage of the original source data does not need to be retained on the SKF database after the import has been configured.

If changes to the system’s measurement configuration are required, Bachmann experts will be happy to provide support. These adjustments must be made using the appropriate SKF application software.

Optionally, the transfer and temporary intermediate storage of data from the CMS can also be carried out by Bachmann on our network, providing suitable communications access is provided.

1) Detailed information on the WebLog Interface can be found in the corresponding product data sheet.



The data collected by the SKF CMS is sent to a monitor server via a router ¹⁾ in the wind farm, which forwards the data to a SKF database on a MSSQL server for temporary storage. From there, the WebLog Interface transfers the existing source

data to a WebLog Server and offers the possibility to perform the following processing steps:

1) If the communication routes and the server infrastructure are changed, customer-specific changes to the router configuration may become necessary.

Data in SKF format	Transferred and processed data in WebLog
Time signal	Time signal Spectrum Envelope time signal Envelope spectrum Order-tracked time signal Order spectrum Order-tracked envelope time signal Envelope order spectrum
Order-tracked time signal	Order-tracked time signal Order spectrum
Envelope time signal	Envelope time signal Envelope curve spectrum Order-tracked envelope time signal Envelope order spectrum
Order-tracked envelope time signal	Order-tracked envelope Order-tracked envelope spectrum
Trends, diagnostic analysis values	CV Trends