

Bachmann electronic GmbH**Subsidiaries: Bachmann Monitoring GmbH**

编号 No.: 2019-J-042701C168-34

Bachmann Visutec GmbH**CCC 目录外调查函****Non-CCC Investigation Letter**

中国 CCC 认证技术评审中心

China Compulsory Product CCC Certificate Online Technology Examination Center:

申请企业 Applicant Company:

Bachmann electronic GmbH

Subsidiaries: Bachmann Monitoring GmbH

Bachmann Visutec GmbH

申请企业地址 Address:

KREUZÄCKERWEG 33, A-6800 FELDKIRCH-TOSTERS ÖSTERREICH

Subsidiaries: FRITZ-BOLLAND-STR. 7, D-07407 RUDOLSTADT DEUTSCHLAND

KASERNENSTRASSE 29, A-7000 EISENSTADT ÖSTERREICH

申请企业国家 Country:

AUSTRIA

Subsidiaries: GERMANY

申请企业联系号码及传真 Contact Number/E-Mail:

Tel.: + 43 5522 3497-0

E-Mail: info@bachmann.info

产品名称&型号 Product Name& Model:

PROGRAMMABLE INDUSTRIAL LOGIC CONTROL SYSTEM

1. M200	MODULE SYSTEM WITH PROCESSOR AND OTHER MODULES
2. M100	I/O – SYSTEM
3. Terminal	VISUALIZATION TERMINALS AND INDUSTRIAL PCS
4. CMS	CONDITION MONITORING SYSTEM

产品海关 HS 编码 Product HS Code:

73269098	85235110	85389099	90308900
84715000	85366990	85439000	90318080
84717050	85371091	85444290	90319000
85044095	85371098	85447000	
85176200	85389091	90262020	

商标 Trade Mark:

BACHMANN GMBH

BACHMANN ELECTRONIC GMBH

BACHMANN MONITORING GMBH

BACHMANN VISUTEC GMBH

简短产品说明 Brief Product Description:**1. M200 – System****1.1 System with processor and other modules**

1.1a. Technical data:

Input Voltage

+24VDC (18-34VDC)

+48VDC (38-58VDC)

Switching Outputs

24VDC/48VDC

115VAC/230VAC (max. 250VAC)

Measurement Inputs

10VAC

24VDC/48VDC

115VAC/230VAC/690VAC/1000VAC

Environmental Conditions

IEC 60068-2-1:2025, 0°C

IEC 60068-2-1:2025, -30°C (cold climate modules only)

IEC 60068-2-2:2025, 60°C

IEC 60068-2-6:2007, 5-500Hz, $\pm 3.5\text{mm}/1\text{g}$, 1oct/min, 10cycles, 3axis

IEC 60068-2-13:2021, 106-58kPa (0-4500m), derating >2000m: 0.5K /100m

IEC 60068-2-14:2023, 0 to 60°C

IEC 60068-2-14:2023, -30 to 60°C (cold climate modules only)

IEC 60068-2-27:2008, $\pm 15\text{g}$ / 11ms / 6shocks, 3axis

IEC 60068-2-30:2025, 95%RTH, max. 60min condensation (cold climate modules only)

IEC 60068-2-38:2021, 95%RTH, max. 60min condensation (cold climate modules only)

IEC 60068-2-78:2025, 95%RTH, 96h, no condensation

IEC 60529:1989+AMD1:1999+AMD2:2013, IP 20

EMC Conditions

IEC 61000-6-2:2016

IEC 61000-4-2:2025, 4kV CD, 8kV AD

IEC 61000-4-3:2020, 10V/m, 80-6000MHz, 80% AM, 1kHz

IEC 61000-4-4:2012, Signal lines >3m: $\pm 1\text{kV}$, AC/DC mains inputs and outputs: $\pm 2\text{kV}$ IEC 61000-4-5:2014+AMD1:2017, Signal lines >30m: $\pm 1\text{kV}$ Line/Ground,IEC 61000-4-5:2014+AMD1:2017, DC mains input $\pm 1\text{kV}$ Line/Ground, $\pm 0.5\text{kV}$ Line/LineIEC 61000-4-5:2014+AMD1:2017, AC mains input $\pm 2\text{kV}$ Line/Ground, $\pm 1\text{kV}$ Line/Line, 0°-270°

IEC 61000-4-6:2023, 150kHz-80MHz, 10V, 80% AM, 1kHz

IEC 61000-4-8:2009, 50/60Hz, 30A/m

IEC 61000-4-9:2016, 50/60Hz, 1000A/m

IEC 61000-4-12:2017, Signal lines shielded $\pm 0.5\text{kV}$ Line/GroundIEC 61000-4-12:2017, Signal lines unshielded $\pm 1\text{kV}$ Line/Ground, $\pm 0.5\text{kV}$ Line/LineIEC 61000-4-12:2017, AC mains input $\pm 2.5\text{kV}$ Line/Ground, $\pm 1\text{kV}$ Line/Line, 0°-270°

IEC 61000-6-4:2018

CISPR 16-2-3:2016+AMD1:2019+AMD2:2023, Radiated, 30MHz – 230MHz: 40dB $\mu\text{V}/\text{m}$

Q-Peak, 10m distance

CISPR 16-2-3:2016+AMD1:2019+AMD2:2023, Radiated, 230MHz – 1GHz: 47dB $\mu\text{V}/\text{m}$ Q-Peak,

10m distance

CISPR 16-2-3:2016+AMD1:2019+AMD2:2023, Radiated, 1GHz – 3GHz: 56dB $\mu\text{V}/\text{m}$ Average,76dB $\mu\text{V}/\text{m}$ Peak, 3m distanceCISPR 16-2-3:2016+AMD1:2019+AMD2:2023, Radiated, 3GHz – 6GHz: 60dB $\mu\text{V}/\text{m}$ Average,80dB $\mu\text{V}/\text{m}$ Peak, 3m distanceCISPR 16-1-2:2014+AMD1:2017, Conducted voltage, 150kHz – 0,5MHz, Q-Peak limit
79dB(μV), Average limit 66dB(μV)CISPR 16-1-2:2014+AMD1:2017, Conducted voltage, 0,5MHz – 30MHz, Q-Peak limit
73dB(μV), Average limit 60dB(μV)CISPR 32:2015+AMD1:2019, Conducted current, 150kHz – 0,5MHz, Q-Peak limit 53-40dB(μA),

Average limit 40-30dB(µA)

CISPR 32:2015+AMD1:2019, Conducted current, 0,5MHz – 30MHz, Q-Peak limit 43dB(µA), Average limit 30dB(µA)

IEC 61000-3-2:2018+AMD1:2020+AMD2:2024, Harmonic current, Even: 2nd max 1.08A, 4th max 0.43A, 6th max 0.30A, 8th ≤ n ≤ 40th max 0.23A*8/n, Odd: 3rd max 2.30A, 5th max 1.14A, 7th max 0.77A, 9th max 0.40A, 11th max 0.33A, 13th max 0.21A, 15th ≤ n ≤ 39th max 0.15A*15/n

IEC 61000-3-3:2013+AMD1:2017+AMD2:2021, Fluctuations and flicker, Observation time for PST: 10min

Other Specification

Cold climate modules marked by CC and/or ❄ max. weight dependent on module configuration

- 1.1b. Site of use:
 - industrial purpose
 - indoor or switchboard use only

1.1c. Picture of the product:



Processor controller system with several modules

Listing of registered modules for M200 control System:

x ... Stand for any number, letter or can be optional.

Cold climate modules, marked by CC and/or ❄ - for all modules possible!

ACR2xx/x	ACR2xx/x (linear) Axis Controller Module
AI2xx/xx	AI2xx/xx Analog Input Module
AIC2xx/x	AIC2xx/x Analog Input Module with incremental encoder
AIO2xx/xx	AIO2xx/xx Analog Input/Output Module
AP211	AP211 Analog Input/Output Module PWM
AO2xx/xx	AO2xx/xx Analog Output Module
A-PCC200	A-PCC200 PC-Card adapter
BEM2xx	BEM2xx Bus Extension Module
BES2xx/x	BES2xx/x Bus Extension Module
BS2xx	BS2xx Backplane with Module slot(s)
BS2xx/S	BS2xx/S Backplane with Module slot(s) safety class system 1
BS2xx/E	BS2xx/S Backplane with Module slot(s), extended temperature
BS2xx/ET	BS2xx/S Backplane with Module slot(s), extended temperature
CF200/xxxx	CF200/xxxx CF Card Memory

CFast Card xxGB	CFast CardxxGB Card Memory
CPC2xx/x	CPC2xx CompactPLC Module
CM202	CM202 CAN open Master Module
CNT204/x	CNT204/x Counter Module
CS200/x	CS200/x CAN open Slave Module
DA3284-C	DA3284-C Digital Analog Module with CAN
DI2xx/xxx	DI2xx/xxx Digital Input Module
DIOxx-xx	DIOxx-xx Dig. Input/Output Module
DIO2xx/x	DIO2xx/x Dig. Input/Output Module
DIO2xx-C	DIO2xx-C CAN open Slave Dig.I/O-Module
DIOxx-C	DIOxx-C CAN open Slave Dig.I/O-Module
DMS202	DMS202 Foil Strain Gauge Module
DNP3-xxxxxxx	DNP3 master on one control CPU
DNM201	DNM201 Device Net Master
DO2xx	DO2xx Digital Out. Module
DO2xx/48	DO2xx/48 Digital Out. Module
DOR2xx/xxx	DOR2xx/230 Digital Out. Module max. 230VAC/DC Relay-Module
DPM200	DPM200 Profi Bus DP Master Module
ECL211/x	ECL211/x Ethernet-LWL-Converter Module
ECS2xx	ECS2xx EtherCat Slave
EM2xx	EM2xx Ethernet Master Module
ERS2xx	ERS2xx Ethernet Remote Station
ES200/xx	ES200/xx Ethernet Module
FCS2xx/x	FCS2xx Ethernet-LWL-Converter with Switch; 10/100/1000Mbit/s
FM2xx	FM2xx FAST-Bus Master Module
FS2xx/x	FS2xx/x FAST-Bus Slave Module
Fx-xxxxxxx	Adapter EMV Cover
GM2xx	GM2xx Grid Measurement
GMP2xx/x	GMP2xx Grid Measurement Protection
GMP2xx/x2	GMP2xx Grid Measurement Protection; 120V to 1000V; 1 to 5A
GIO2xx/x	GIO2xx/x General Purpose IO
GSP2xx/x	GSP2xx Grid Synchronisation Protection
HUB204/x	HUB204/x Industry Ethernet Hub Module
IOP201	IOP201 Interface Module
ISI202/x	ISI202/x Encoder Interface Module
ISI222/x	ISI222/x Encoder Interface Module
LM201	LM201 Dummy Module
LM20	LM20 Dummy Module
M1-SET xxxxxxxx	M1 Programmable Logic Controller Set
M1-STG xxxxxxxx	M1 Programmable Logic Controller System
MC2xx/xx xxx xxx	MC2xx CPU Module max. 1.6GHz max.1Gbit/s; Single to Quadcore
MBUS2xx	MBUS2xx M-Bus Master
ME203/Cxx xxx xxx	ME203/Cxx CPU Module 33MHz 8MBD ;128kS
ME203/Exx xxx xxx	ME203/Exx CPU Module 33MHz 8MBD ;128kS
ME206/Cxx xxx xxx	ME206/Cxx CPU Module
ME206/Exx xxx xxx	ME206/Exx CPU Module
MH2xxx /xx xxx xxx	MH2xxx CPU Module max. 2.6GHz; max.1Gbit/s; Single to Quadcore
MP2xx/xx	MP2xx/xx CPU Module P133 256kBS
MPC2xx/xx xxx xxx	MPC2xx/xx CPU Module max.933MHz
MPE2xx/	MPE2xx/xx CPU Module max. 933MHz
MPS2xx	MPS2xx Power Supply

MVIS-SET xxxxxxxx	M1 Programmable Logic Controller Set
MVIS-STG xxxxxxxx	M1 Programmable Logic Controller System
MX2xx/xx xxx xxx	MX2xx/xx CPU Module max. 433MHz
NT250/xx	NT250/xx Power Supply Module
NT255/xx	NT255 Power Supply Module
PAS2xx	PAS2xx Power Applifier Stepper
PCC200/xx	PCC200/xxMB PC-CARD Memory
PCC201/xx	PCC201/xxMB PC-CARD Memory
PCFS212	PCFS212 Fast-Slave PCI-Module
PN23	PN23 3Port Profinet plug in Modul for MPE2xx
PTAI216	PTAI216Temperature Recording Module
PVA20x	PVA20x Proportional Valve Amplifiers
PWM202	PWM202 Pulse Width Modulation Module
RS204/x	RS204/x Serial Interface Module
S20x	S20x carrier without bus up to 5 modules
SAI2xx	SAI2xx Safety Analog Input Module
SCT2xx	SCT2xx Safety Counter Module
SDI2xx	SDI2xx Safety Digital Input Module
SDO2xx	SDO2xx Safety Digital Output Module
SEM201	SEM201Sercos Master Module
SFS2xx-C	SFSxx-C Flexy Slip CAN Module
SLC284	SLC284 Safety Logic Controller Module
SWI2xx/x	SWI2xx/x Ethernet Module
TCO2xx-C	TCO2xx-C CAN open Slave Temperature Interface Module
TI214/x	TI214/x Temperature Interface Module
VP200/x	VP200/x Distribution Module

1.2 Accessories for the M200 System

1.2a. Technical data:

Input Voltage

Dependent on configuration, from 18VDC to 1000VDC

Dependent on configuration, from 100mA to 41A

Cable length

Min. 0,1m

Max. 1000m

Climatic Conditions and special data

Max. rating, dependent on configuration: -100°C till +180°C

Max. weight: dependent on configuration

Cable - colour: violet, orange, white, red, black, green and grey

Connector - colour: green, orange, black, grey and metalized

1.2b. Site of use:

industrial purpose

1.2c. Picture of the products:



Several accessories for the control System

Listing of the accessories for the control System:

BS-SL		Earth conductor Set
CABLE SET	x,xxM	ETH cable Set/24V for control system / power supply cable
CANbus-Adapter		CANbus-Adapter with CAN-terminator
Bluecom xxxxxx		Bluecom Package
Atvise- xxxxxx		Atvise Control and visualization
DeviceViewer SL		M1 automation systems
K-626	xx,xxM	DOL cable set with xx,xxM for the control System
K-BE 2xx	x,xxM	Serial extension with x,xxM for the control System
K-BS 240	x,xxM	Parallel extension with x,xxM for the control System
K-CAN xx,xxM		CAN cable with xx,xxM for the control System
K-CAN-S	x,xxM	CAN cable with x,xxM for the control System
K-EUxxxxxx	x,xxM	Negater cable with x,xxM for the control System
K-FUxxxxxx	x,xxM	Ribbon cable with x,xxM for the control System
K-LA/xxx-S	x,xxM	Linkcable with x,xxM for the control System
K-LIK xxx	x,xxM	Linkcable with x,xxM for the control System
K-LWLH1	xxx,xxM	Fiber optical cable with xxx,xxM
K-RGxxxxxx	xx,xxM	Round shielded cable with xx,xxM for the control System
K-RJ45	xx,xxM	ETH Cable with xx,xxM for the control System
K-RJ45X	xx,xxM	Crossed ETH cable with xx,xxM for the control System
K-RS 302	xx,xxM	Distribution cable with xx,xxM for the control System
K-RS 485	xx,xxM	RS485 cable with xx,xxM for the control System
K-RUxxxxxx	xx,xxM	Round unshielded cable with xx,xxM for the control System
K-STU 500	x,xxM	Touch Controller cable with xx,xxM for the control System
K-TFU 400	x,xxM	VSNT cable with xx,xxM for the control System
K-XUxxxxxx	x,xxM	PC-Terminal cable with xx,xxM for the control System
KS-xx xxx/x xxx		Several connectors for plug-in for the control System
KZ-xxx xxx x		Several connectors for plug-in for the control System
LWL xx-xxxxx		Casing LWL
M1-webMI-xxxxxx		Graphical development tool atvise
M-Base xxxxxxx		M-Base Package
MMS-xxx xxxxxx		MMS, Provides
M-NW-REDU		Network redundancy, Configuration
M-PLC-xxxxxx		M1 automation systems
M-SCOPE3-xxxxxx		Diagnosis of waveforms
M-Shaft xxxxxxx		M-Shaft, virtual, axis position, speed control, gearing mode
M-Target xxxxxx		M1 automation systems
M-Temp xxxxxx		M1 automation systems
Sensor BAMxxx xxx		Acceleration Sensor- for the control System
Sensor MyBridge xxx		Bridge Sensor- for the control System
Sensor cable xxxx		Sensor cable, different colours, 3-4 pole, M8 or M12
SS-xx xxx/xx x		Several connectors for plug-in for the control System
SV-xxx/xx x		Several connectors for plug-in for the control System

2. M100 - System

2.1 I/O – System

2.1a. Technical data:

Input Voltage

+24VDC (18-32VDC)

Switching Outputs

24VDC (18-32VDC)

Measurement Inputs

24VDC (18-32VDC)

Environmental Conditions

IEC 60068-2-1:2025, -30°C

IEC 60068-2-2:2025, 70°C

IEC 60068-2-6:2007, 2-500Hz, $\pm 7.5\text{mm}/6\text{g}$, 1oct/min, 20cycles, 3axis

IEC 60068-2-13:2021, 106-58kPa (0-4500m), derating >2000m: 0.5K /100m

IEC 60068-2-14:2023, -30 to 70°C (extended climate modules only)

IEC 60068-2-27:2008, $\pm 45\text{g}$ / 11ms / 6shocks, 3axis

IEC 60068-2-27:2008, $\pm 20\text{g}$ / 16ms / 2000shocks, 3axis

IEC 60068-2-30:2025, 95%RTH, max. 120min condensation (extended climate

modules only)

IEC 60068-2-38:2021, 95%RTH, max. 120min condensation (extended climate

modules only)

IEC 60068-2-78:2025, 95%RTH, 96h, no condensation

IEC 60529:1989+AMD1:1999+AMD2:2013, IP 30, IP 40 (except front)

EMC Conditions

IEC 61000-6-2:2016

IEC 61000-4-2:2025, 4kV CD, 8kV AD

IEC 61000-4-3:2020, 10V/m, 80-6000MHz, 80% AM, 1kHz

IEC 61000-4-4:2012, Signal lines >3m: $\pm 1\text{kV}$, AC/DC mains inputs and outputs: $\pm 2\text{kV}$

IEC 61000-4-5:2014+AMD1:2017, Signal lines >30m: $\pm 1\text{kV}$ Line/Ground,

IEC 61000-4-5:2014+AMD1:2017, DC mains input $\pm 1\text{kV}$ Line/Ground, $\pm 0.5\text{kV}$

Line/Line

IEC 61000-4-6:2023, 150kHz-80MHz, 10V, 80% AM, 1kHz

IEC 61000-4-8:2009, 50/60Hz, 30A/m

IEC 61000-4-9:2016, 50/60Hz, 1000A/m

IEC 61000-4-12:2017, Signal lines shielded $\pm 0,5\text{kV}$ Line/Ground

IEC 61000-4-12:2017, Signal lines unshielded $\pm 1\text{kV}$ Line/Ground, $\pm 0,5\text{kV}$ Line/Line

IEC 61000-6-4:2018

CISPR 16-2-3:2016+AMD1:2019+AMD2:2023, Radiated, 30MHz – 230MHz: 40dB $\mu\text{V}/\text{m}$

Q-Peak, 10m distance

CISPR 16-2-3:2016+AMD1:2019+AMD2:2023, Radiated, 230MHz – 1GHz: 47dB $\mu\text{V}/\text{m}$

Q-Peak, 10m distance

CISPR 16-2-3:2016+AMD1:2019+AMD2:2023, Radiated, 1GHz – 3GHz: 56dB $\mu\text{V}/\text{m}$

Average, 76dB $\mu\text{V}/\text{m}$ Peak, 3m distance

CISPR 16-2-3:2016+AMD1:2019+AMD2:2023, Radiated, 3GHz – 6GHz: 60dB $\mu\text{V}/\text{m}$

Average, 80dB $\mu\text{V}/\text{m}$ Peak, 3m distance

CISPR 16-1-2:2014+AMD1:2017, Conducted voltage, 150kHz – 0,5MHz, Q-Peak limit

79dB(μV), Average limit 66dB(μV)

CISPR 16-1-2:2014+AMD1:2017, Conducted voltage, 0,5MHz – 30MHz, Q-Peak limit

73dB(μV), Average limit 60dB(μV)

CISPR 32:2015+AMD1:2019, Conducted current, 150kHz – 0,5MHz, Q-Peak limit

53-40dB(μA), Average limit 40-30dB(μA)

CISPR 32:2015+AMD1:2019, Conducted current, 0,5MHz – 30MHz, Q-Peak limit

43dB(μA), Average limit 30dB(μA)

IEC 61000-3-2:2018+AMD1:2020+AMD2:2024, Harmonic current, Even: 2nd max


1.08A, 4th max 0.43A, 6th max 0.30A, 8th $\leq n \leq 40$ th max 0.23A*8/n, Odd: 3rd max

2.30A, 5th max 1.14A, 7th max 0.77A, 9th max 0.40A, 11th max 0.33A, 13th max

0.21A, 15th $\leq n \leq 39$ th max 0.15A*15/n


IEC 61000-3-3:2013+AMD1:2017+AMD2:2021, Fluctuations and flicker, Observation time for PST: 10min

Other Specification

Extended climate modules marked by EC and/or 
max. weight dependent on module configuration

- 2.1b. Site of use:
 - industrial purpose
 - indoor or switchboard use only

2.1c. Picture of the product:



Listing of registered modules for M100 System:

AIM112	Analog Input Multi-Type Module
AIO11x	Analog Input/Output Module
AIO104/I	Analog Input/Output Module
BPR1xx	Backplane rail mounted
BPS1xx	Backplane screw mounted
COM10x	Serial Interface Module
COM102/D	Serial Interface Module D-Sub Version
DIS1xx	Digital Input Module
DOS1xx	Digital Output Module
DOH108	Digital Output High Power Module
EAS102	Absolute Encoder Interface Module
EII102	Counter/Time and Incremental Encoder Interface Module
NCN102	Node Adapter CAN/CANopen Module
NCN102/D	Node Adapter CAN/CANopen Module D-Sub Version
NEC102	Node Adapter EtherCat Module
NPN102	Node Adapter Profinet RT Module
PSI135	DC/DC Power Supply Module
UIO10x	Universal Input/Output Module

x ... Stand for any number, letter or can be optional.
All modules may be followed by EC!

2.2 Accessories for the M100 System

2.2a. Technical data:

Connector TPI100_Wxx:


- Rated current: 8A
- Rated voltage: 320V
- Ambient temperature (operation): -40°C – 105°C

2.2b. Site of use:
industrial purpose

2.2c. Picture of the products:



TPI100_W36



TPI100_W24



TPI100_W4



PBC102



BPC101

Listing of the accessories for the M100 control System:

BPC101	Backplane Slot-Cover to protect unused/spare slots
PBC102	Power Bridge Connector
TPI100_W36_P3.45_Cgy_L1to36	Connector with 36 clamps
TPI100_W24_P5.0_Cgy_L1to24	Connector with 24 clamps
TPI100_W4_P5.0_Cgy_Lsup	Connector with 4 clamps
TKP106	Terminal Block Keying Profile for TPI1xx
BSM102	Backplane Shield Connection Rail Mounting Set - 2 DIN-Rail Clamps, 2 Carrier Rails, 2 Main-Rail Holders
BSR101	Backplane Shield (Connection) Rail 140mm - 800mm selectable length
BST10X	Backplane Shield (Connection) Terminal for outer cable diameter with 4mm up to 12mm
LWS101	Labeling Element for Wires "Small" - Kit, Size, Material, Color, Printertype, Sheetsize, etc.
LMS101	Labeling Element for Module "Small" - Kit, Size, Material, Color, Printertype, Sheetsize, etc.

3. Visualization Terminals and Industrial PCs

3.0. Product description key of Terminals and Industrial PCs

xx Sxy / yy / yzz / zz or xx Sxy yy yzz zz

xx - stand for

C... Industrial PC Slot System
 CT... Control Terminal
 IPC... Industrial PC
 OT... Operation Terminal
 WT... Web Terminal

S - stand for

5... System series 50
 1... System series 100
 2... System series 200
 3... System series 300
 4... System series 400
 9... System series 900
 12... System series 1200
 13... System series 1300
 14... System series 1400

xy - stand for

blank...optional
 0... No Display
 00... No Display
 2... Extended Version
 xy... Pixel size or Displays 4,2" up to 24"

yy - stand for

blank... Standard
 C... CAN Interface
 E... Ethernet Interface
 M... Multi touch functions
 R... Serial Interface

V... Display resolution VGA
W... Wide screen

yz - stand for

BE1... Bachmann Standard Basic front panel
BE2... Bachmann Standard Extended front panel
yz... Customer specific front panel

zz - stand for any number, letter or symbol

Example:

OT1319/M/BE1/MX6/1G/EMC04, or OT1207W/BE2

3.1. OT12xy/yy/yz, WT12xy/yy/yz, CT12xy/yy/yz Operator Terminal System (OT... Linux operating System, WT and CT... Vx- Works operating System)

3.1a. Technical data:

Distributed display design
Displays from 5,0" 21"
+24VDC (18-34VDC)
max. 75W

Environmental Conditions

IEC 60068-2-1:2025, 0°C
IEC 60068-2-2:2025, 60°C
IEC 60068-2-6:2007, 5-500Hz, ± 3.5 mm/1g, 1oct/min, 10cycles, 3axis
IEC 60068-2-13:2021, 106-58kPa (0-4500m), derating >2000m: 0.5K /100m
IEC 60068-2-14:2023, 0 to 60°C
IEC 60068-2-27:2008, ± 15 g / 11ms / 6shocks, 3axis
IEC 60068-2-78:2025, 95%RTH, 96h, no condensation
IEC 60529:1989+AMD1:1999+AMD2:2013, IP 20

EMC Conditions

IEC 61000-6-2:2016
IEC 61000-4-2:2025, 4kV CD, 8kV AD
IEC 61000-4-3:2020, 10V/m, 80-6000MHz, 80% AM, 1kHz
IEC 61000-4-4:2012, Signal lines >3m: ± 1 kV, AC/DC mains inputs and outputs: ± 2 kV
IEC 61000-4-5:2014+AMD1:2017, Signal lines >30m: ± 1 kV Line/Ground,
IEC 61000-4-5:2014+AMD1:2017, DC mains input ± 1 kV Line/Ground, ± 0.5 kV

Line/Line

IEC 61000-4-5:2014+AMD1:2017, AC mains input ± 2 kV Line/Ground, ± 1 kV Line/Line,
0°-270°

IEC 61000-4-6:2023, 150kHz-80MHz, 10V, 80% AM, 1kHz

IEC 61000-4-8:2009, 50/60Hz, 30A/m

IEC 61000-4-9:2016, 50/60Hz, 1000A/m

IEC 61000-4-12:2017, Signal lines shielded $\pm 0,5$ kV Line/Ground

IEC 61000-4-12:2017, Signal lines unshielded ± 1 kV Line/Ground, $\pm 0,5$ kV Line/Line

IEC 61000-4-12:2017, AC mains input ± 2.5 kV Line/Ground, ± 1 kV Line/Line, 0°-270°

IEC 61000-6-4:2018

CISPR 16-2-3:2016+AMD1:2019+AMD2:2023, Radiated, 30MHz – 230MHz: 40dB μ V/m

Q-Peak, 10m distance

CISPR 16-2-3:2016+AMD1:2019+AMD2:2023, Radiated, 230MHz – 1GHz: 47dB μ V/m

Q-Peak, 10m distance

CISPR 16-2-3:2016+AMD1:2019+AMD2:2023, Radiated, 1GHz – 3GHz: 56dB μ V/m

Average, 76dB μ V/m Peak, 3m distance

CISPR 16-2-3:2016+AMD1:2019+AMD2:2023, Radiated, 3GHz – 6GHz: 60dB μ V/m

Average, 80dB μ V/m Peak, 3m distance

CISPR 16-1-2:2014+AMD1:2017, Conducted voltage, 150kHz – 0,5MHz, Q-Peak limit


79dB(μ V), Average limit 66dB(μ V)
CISPR 16-1-2:2014+AMD1:2017, Conducted voltage, 0,5MHz – 30MHz, Q-Peak limit
73dB(μ V), Average limit 60dB(μ V)
CISPR 32:2015+AMD1:2019, Conducted current, 150kHz – 0,5MHz, Q-Peak limit
53-40dB(μ A), Average limit 40-30dB(μ A)
CISPR 32:2015+AMD1:2019, Conducted current, 0,5MHz – 30MHz, Q-Peak limit
43dB(μ A), Average limit 30dB(μ A)
IEC 61000-3-2:2018+AMD1:2020+AMD2:2024, Harmonic current, Even: 2nd max
1.08A, 4th max 0.43A, 6th max 0.30A, 8th $\leq n \leq 40$ th max 0.23A*8/n, Odd: 3rd max
2.30A, 5th max 1.14A, 7th max 0.77A, 9th max 0.40A, 11th max 0.33A, 13th max
0.21A, 15th $\leq n \leq 39$ th max 0.15A*15/n
IEC 61000-3-3:2013+AMD1:2017+AMD2:2021, Fluctuations and flicker, Observation
time for PST: 10min

Other Specification

max. weight dependent on module configuration

3.1b. Site of use:
industrial purpose
front panel mounted

3.1c. Picture of the product:



3.2. OT13xy/yy/yz, WT13xy/yy/yz, CT13xy/yy/yz Operator Terminal System (OT... Windows operating System, WT and CT... Vx-Works operating System)

3.2a. Technical data:

Distributed display design
Displays from 10,0" 21"
+24VDC (18-34VDC)
max. 100W

Environmental Conditions

IEC 60068-2-1:2025, 0°C
IEC 60068-2-2:2025, 60°C
IEC 60068-2-6:2007, 5-500Hz, $\pm 3.5\text{mm}/1\text{g}$, 1oct/min, 10cycles, 3axis
IEC 60068-2-13:2021, 106-58kPa (0-4500m), derating >2000m: 0.5K /100m
IEC 60068-2-14:2023, 0 to 60°C
IEC 60068-2-27:2008, $\pm 15\text{g}$ / 11ms / 6shocks, 3axis
IEC 60068-2-78:2025, 95%RTH, 96h, no condensation
IEC 60529:1989+AMD1:1999+AMD2:2013, IP 20

EMC Conditions

IEC 61000-6-2:2016
IEC 61000-4-2:2025, 4kV CD, 8kV AD
IEC 61000-4-3:2020, 10V/m, 80-6000MHz, 80% AM, 1kHz
IEC 61000-4-4:2012, Signal lines >3m: $\pm 1\text{kV}$, AC/DC mains inputs and outputs: $\pm 2\text{kV}$
IEC 61000-4-5:2014+AMD1:2017, Signal lines >30m: $\pm 1\text{kV}$ Line/Ground,
IEC 61000-4-5:2014+AMD1:2017, DC mains input $\pm 1\text{kV}$ Line/Ground, $\pm 0.5\text{kV}$

Line/Line

IEC 61000-4-5:2014+AMD1:2017, AC mains input $\pm 2\text{kV}$ Line/Ground, $\pm 1\text{kV}$

Line/Line, 0°-270°

IEC 61000-4-6:2023, 150kHz-80MHz, 10V, 80% AM, 1kHz
IEC 61000-4-8:2009, 50/60Hz, 30A/m
IEC 61000-4-9:2016, 50/60Hz, 1000A/m
IEC 61000-4-12:2017, Signal lines shielded $\pm 0,5\text{kV}$ Line/Ground
IEC 61000-4-12:2017, Signal lines unshielded $\pm 1\text{kV}$ Line/Ground, $\pm 0,5\text{kV}$ Line/Line
IEC 61000-4-12:2017, AC mains input $\pm 2.5\text{kV}$ Line/Ground, $\pm 1\text{kV}$ Line/Line, 0°-270°
IEC 61000-6-4:2018

CISPR 16-2-3:2016+AMD1:2019+AMD2:2023, Radiated, 30MHz – 230MHz:

40dB $\mu\text{V}/\text{m}$ Q-Peak, 10m distance

CISPR 16-2-3:2016+AMD1:2019+AMD2:2023, Radiated, 230MHz – 1GHz: 47dB $\mu\text{V}/\text{m}$

Q-Peak, 10m distance

CISPR 16-2-3:2016+AMD1:2019+AMD2:2023, Radiated, 1GHz – 3GHz: 56dB $\mu\text{V}/\text{m}$

Average, 76dB $\mu\text{V}/\text{m}$ Peak, 3m distance

CISPR 16-2-3:2016+AMD1:2019+AMD2:2023, Radiated, 3GHz – 6GHz: 60dB $\mu\text{V}/\text{m}$

Average, 80dB $\mu\text{V}/\text{m}$ Peak, 3m distance

CISPR 16-1-2:2014+AMD1:2017, Conducted voltage, 150kHz – 0,5MHz, Q-Peak limit 79dB(μV), Average limit 66dB(μV)

CISPR 16-1-2:2014+AMD1:2017, Conducted voltage, 0,5MHz – 30MHz, Q-Peak limit 73dB(μV), Average limit 60dB(μV)

CISPR 32:2015+AMD1:2019, Conducted current, 150kHz – 0,5MHz, Q-Peak limit 53-40dB(μA), Average limit 40-30dB(μA)

CISPR 32:2015+AMD1:2019, Conducted current, 0,5MHz – 30MHz, Q-Peak limit 43dB(μA), Average limit 30dB(μA)

IEC 61000-3-2:2018+AMD1:2020+AMD2:2024, Harmonic current, Even: 2nd max 1.08A, 4th max 0.43A, 6th max 0.30A, 8th $\leq n \leq 40$ th max 0.23A*8/n, Odd: 3rd max 2.30A, 5th max 1.14A, 7th max 0.77A, 9th max 0.40A, 11th max 0.33A, 13th max 0.21A, 15th $\leq n \leq 39$ th max 0.15A*15/n

IEC 61000-3-3:2013+AMD1:2017+AMD2:2021, Fluctuations and flicker, Observation time for PST: 10min

Other Specification

max. weight dependent on module configuration

3.2b. Site of use:
industrial purpose
front panel mounted

3.2c. Picture of the product:



ccc-cn.org

中国强制产品CCC认证3C

3.3. IPC14xy/yy/yz, IPM14xy/yy/yz, WT14xy/yy/yz, CT14xy/yy/yz Industrial PC System (IPC... Windows operating System, WT and CT... Vx- Works operating System)

3.3a. Technical data:

Distributed display design
Displays from 10,0" 19"
+24VDC (18-34VDC)
max. 180W

Environmental Conditions

IEC 60068-2-1:2025, 0°C
IEC 60068-2-2:2025, 60°C
IEC 60068-2-6:2007, 5-500Hz, $\pm 3.5\text{mm}/1\text{g}$, 1oct/min, 10cycles, 3axis
IEC 60068-2-13:2021, 106-58kPa (0-4500m), derating >2000m: 0.5K /100m
IEC 60068-2-14:2023, 0 to 60°C
IEC 60068-2-27:2008, $\pm 15\text{g}$ / 11ms / 6shocks, 3axis
IEC 60068-2-78:2025, 95%RTH, 96h, no condensation
IEC 60529:1989+AMD1:1999+AMD2:2013, IP 20

EMC Conditions

IEC 61000-6-2:2016
IEC 61000-4-2:2025, 4kV CD, 8kV AD
IEC 61000-4-3:2020, 10V/m, 80-6000MHz, 80% AM, 1kHz
IEC 61000-4-4:2012, Signal lines >3m: $\pm 1\text{kV}$, AC/DC mains inputs and outputs: $\pm 2\text{kV}$
IEC 61000-4-5:2014+AMD1:2017, Signal lines >30m: $\pm 1\text{kV}$ Line/Ground,
IEC 61000-4-5:2014+AMD1:2017, DC mains input $\pm 1\text{kV}$ Line/Ground, $\pm 0.5\text{kV}$
Line/Line
IEC 61000-4-5:2014+AMD1:2017, AC mains input $\pm 2\text{kV}$ Line/Ground, $\pm 1\text{kV}$ Line/Line,
0°-270°
IEC 61000-4-6:2023, 150kHz-80MHz, 10V, 80% AM, 1kHz
IEC 61000-4-8:2009, 50/60Hz, 30A/m
IEC 61000-4-9:2016, 50/60Hz, 1000A/m
IEC 61000-4-12:2017, Signal lines shielded $\pm 0,5\text{kV}$ Line/Ground
IEC 61000-4-12:2017, Signal lines unshielded $\pm 1\text{kV}$ Line/Ground, $\pm 0,5\text{kV}$ Line/Line
IEC 61000-4-12:2017, AC mains input $\pm 2.5\text{kV}$ Line/Ground, $\pm 1\text{kV}$ Line/Line, 0°-270°
IEC 61000-6-4:2018
CISPR 16-2-3:2016+AMD1:2019+AMD2:2023, Radiated, 30MHz – 230MHz: 40dB $\mu\text{V}/\text{m}$
Q-Peak, 10m distance
CISPR 16-2-3:2016+AMD1:2019+AMD2:2023, Radiated, 230MHz – 1GHz: 47dB $\mu\text{V}/\text{m}$
Q-Peak, 10m distance
CISPR 16-2-3:2016+AMD1:2019+AMD2:2023, Radiated, 1GHz – 3GHz: 56dB $\mu\text{V}/\text{m}$
Average, 76dB $\mu\text{V}/\text{m}$ Peak, 3m distance
CISPR 16-2-3:2016+AMD1:2019+AMD2:2023, Radiated, 3GHz – 6GHz: 60dB $\mu\text{V}/\text{m}$
Average, 80dB $\mu\text{V}/\text{m}$ Peak, 3m distance
CISPR 16-1-2:2014+AMD1:2017, Conducted voltage, 150kHz – 0,5MHz, Q-Peak limit
79dB(μV), Average limit 66dB(μV)
CISPR 16-1-2:2014+AMD1:2017, Conducted voltage, 0,5MHz – 30MHz, Q-Peak limit
73dB(μV), Average limit 60dB(μV)
CISPR 32:2015+AMD1:2019, Conducted current, 150kHz – 0,5MHz, Q-Peak limit
53-40dB(μA), Average limit 40-30dB(μA)
CISPR 32:2015+AMD1:2019, Conducted current, 0,5MHz – 30MHz, Q-Peak limit
43dB(μA), Average limit 30dB(μA)
IEC 61000-3-2:2018+AMD1:2020+AMD2:2024, Harmonic current, Even: 2nd max
1.08A, 4th max 0.43A, 6th max 0.30A, 8th $\leq n \leq 40$ th max 0.23A*8/n, Odd: 3rd max
2.30A, 5th max 1.14A, 7th max 0.77A, 9th max 0.40A, 11th max 0.33A, 13th max
0.21A, 15th $\leq n \leq 39$ th max 0.15A*15/n
IEC 61000-3-3:2013+AMD1:2017+AMD2:2021, Fluctuations and flicker, Observation
time for PST: 10min

Other Specification

max. weight dependent on module configuration

3.3b. Site of use:

industrial purpose
front panel mounted

3.3c. Picture of the product:

**3.4. OT14xy/yy/yz Operator Terminal for support arm
Operator Terminal System with control panel (Operating System ... Windows 10)**

3.4a. Technical data:

Distributed display design
Displays from 15.6" 24"
+24VDC (10,8-28,8VDC)
max. 60W

Environmental Conditions

IEC 60068-2-1:2025, 0°C
IEC 60068-2-2:2025, 50°C
IEC 60068-2-6:2007, 5-200Hz, $\pm 1.5\text{mm}/0.3\text{g}$, 1oct/min, 10cycles, 3axis
IEC 60068-2-13:2021, 106-79kPa (0-2000m)
IEC 60068-2-14:2023, 0 to 50°C
IEC 60068-2-27:2008, $\pm 7\text{g}$ / 11ms / 6shocks, 3axis
IEC 60529:1989+AMD1:1999+AMD2:2013, IP 20

EMC Conditions

CISPR 35:2016
IEC 61000-4-2:2025, 4kV CD, 8kV AD
IEC 61000-4-3:2020, 3V/m, 80-6000MHz, 80% AM, 1kHz
IEC 61000-4-4:2012, Signal lines >3m: $\pm 1\text{kV}$, AC/DC mains inputs and outputs: $\pm 2\text{kV}$
IEC 61000-4-5:2014+AMD1:2017, DC mains input $\pm 0,5\text{kV}$ Line/Ground, $\pm 0.5\text{kV}$

Line/Line

IEC 61000-4-6:2023, 150kHz-80MHz: 3V, 80% AM, 1kHz
IEC 61000-4-8:2009, 50/60Hz, 1A/m
CISPR 32:2015+AMD1:2019

CISPR 16-2-3:2016+AMD1:2019+AMD2:2023, Radiated, 30MHz - 230MHz: 40dB μ V/m

Q-Peak, 10m distance

CISPR 16-2-3:2016+AMD1:2019+AMD2:2023, Radiated, 230MHz – 1GHz: 47dB μ V/m
Q-Peak, 10m distance

CISPR 16-2-3:2016+AMD1:2019+AMD2:2023, Radiated, 1GHz – 6GHz: 60dB μ V/m
Q-Peak, 3m distance

CISPR 16-1-2:2014+AMD1:2017, Conducted voltage, 150kHz – 0,5MHz, Q-Peak limit
79dB(μ V)

CISPR 16-1-2:2014+AMD1:2017, Conducted voltage, 0,5MHz – 30MHz, Q-Peak limit
73dB(μ V)

Other Specification

max. weight dependent on module configuration

3.4b. Site of use:

industrial purpose

Panel-PC for support arm mounting

3.4c. Picture of the product:



3.5. BPC1530, BPC1560, BPC600

3.5a. Technical data:

18 - 34VDC (24VDC typ)

max. 20W

Environmental Conditions

IEC 60068-2-1:2025, 0°C

IEC 60068-2-2:2025, 60°C

IEC 60068-2-6:2007, 5-500Hz, $\pm 3.5\text{mm}/1\text{g}$, 1oct/min, 10cycles, 3axis

IEC 60068-2-13:2021, 106-58kPa (0-4500m), derating >2000m: 0.5K /100m

IEC 60068-2-14:2023, 0 to 60°C

IEC 60068-2-27:2008, $\pm 15\text{g}$ / 11ms / 6shocks, 3axis

IEC 60068-2-78:2025, 95%RTH, 96h, no condensation

IEC 60529:1989+AMD1:1999+AMD2:2013, IP 20

EMC Conditions

IEC 61000-6-2:2016

IEC 61000-4-2:2025, 4kV CD, 8kV AD

IEC 61000-4-3:2020, 10V/m, 80-6000MHz, 80% AM, 1kHz

IEC 61000-4-4:2012, Signal lines >3m: $\pm 1\text{kV}$, AC/DC mains inputs and outputs: $\pm 2\text{kV}$

IEC 61000-4-5:2014+AMD1:2017, Signal lines >30m: $\pm 1\text{kV}$ Line/Ground,

IEC 61000-4-5:2014+AMD1:2017, DC mains input $\pm 1\text{kV}$ Line/Ground, $\pm 0.5\text{kV}$

Line/Line

IEC 61000-4-5:2014+AMD1:2017, AC mains input $\pm 2\text{kV}$ Line/Ground, $\pm 1\text{kV}$ Line/Line,

0°-270°

IEC 61000-4-6:2023, 150kHz-80MHz, 10V, 80% AM, 1kHz

IEC 61000-4-8:2009, 50/60Hz, 30A/m

IEC 61000-4-9:2016, 50/60Hz, 1000A/m

IEC 61000-4-12:2017, Signal lines shielded $\pm 0,5\text{kV}$ Line/Ground

IEC 61000-4-12:2017, Signal lines unshielded $\pm 1\text{kV}$ Line/Ground, $\pm 0,5\text{kV}$ Line/Line

IEC 61000-4-12:2017, AC mains input $\pm 2.5\text{kV}$ Line/Ground, $\pm 1\text{kV}$ Line/Line, 0°-270°

IEC 61000-6-4:2018

CISPR 16-2-3:2016+AMD1:2019+AMD2:2023, Radiated, 30MHz - 230MHz: 40dB $\mu\text{V}/\text{m}$

Q-Peak, 10m distance

CISPR 16-2-3:2016+AMD1:2019+AMD2:2023, Radiated, 230MHz - 1GHz: 47dB $\mu\text{V}/\text{m}$

Q-Peak, 10m distance

CISPR 16-2-3:2016+AMD1:2019+AMD2:2023, Radiated, 1GHz - 3GHz: 56dB $\mu\text{V}/\text{m}$

Average, 76dB $\mu\text{V}/\text{m}$ Peak, 3m distance

CISPR 16-2-3:2016+AMD1:2019+AMD2:2023, Radiated, 3GHz - 6GHz: 60dB $\mu\text{V}/\text{m}$

Average, 80dB $\mu\text{V}/\text{m}$ Peak, 3m distance

CISPR 16-1-2:2014+AMD1:2017, Conducted voltage, 150kHz - 0,5MHz, Q-Peak limit

79dB(μV), Average limit 66dB(μV)

CISPR 16-1-2:2014+AMD1:2017, Conducted voltage, 0,5MHz - 30MHz, Q-Peak limit

73dB(μV), Average limit 60dB(μV)

CISPR 32:2015+AMD1:2019, Conducted current, 150kHz - 0,5MHz, Q-Peak limit

53-40dB(μA), Average limit 40-30dB(μA)

CISPR 32:2015+AMD1:2019, Conducted current, 0,5MHz - 30MHz, Q-Peak limit

43dB(μA), Average limit 30dB(μA)

IEC 61000-3-2:2018+AMD1:2020+AMD2:2024, Harmonic current, Even: 2nd max

1.08A, 4th max 0.43A, 6th max 0.30A, 8th $\leq n \leq 40$ th max $0.23\text{A} * 8/n$, Odd: 3rd max

2.30A, 5th max 1.14A, 7th max 0.77A, 9th max 0.40A, 11th max 0.33A, 13th max

0.21A, 15th $\leq n \leq 39$ th max $0.15\text{A} * 15/n$

IEC 61000-3-3:2013+AMD1:2017+AMD2:2021, Fluctuations and flicker, Observation time for PST: 10min

Other Specification

max. weight dependent on module configuration

3.5b. Site of use:

industrial purpose

3.5c. Picture of the product:



4. Condition Monitoring System

4.1 CMS System 20x, 21x, CMScompact, CMSadvanced and CMScore

4.1a. Technical data:

Input Voltage

110/230VAC, 50/60Hz or
24VDC, max. 65W

Environmental Conditions

IEC 60068-2-1:2025, 0°C

IEC 60068-2-1:2025, -30°C (cold climate modules only)

IEC 60068-2-2:2025, 60°C

IEC 60068-2-6:2007, 5-500Hz, ±3.5mm/1g, 1oct/min, 10cycles, 3axis

IEC 60068-2-13:2021, 106-58kPa (0-4500m), derating >2000m: 0.5K /100m

IEC 60068-2-14:2023, 0 to 60°C

IEC 60068-2-14:2023, -30 to 60°C (cold climate modules only)

IEC 60068-2-27:2008, ±15g / 11ms / 6shocks, 3axis

IEC 60068-2-30:2025, 95%RTH, max. 60min condensation (cold climate modules

only)

IEC 60068-2-38:2021, 95%RTH, max. 60min condensation (cold climate modules

only)

IEC 60068-2-78:2025, 95%RTH, 96h, no condensation

IEC 60529:1989+AMD1:1999+AMD2:2013, IP 20

EMC Conditions

IEC 61000-6-2:2016

IEC 61000-4-2:2025, 4kV CD, 8kV AD

IEC 61000-4-3:2020, 10V/m, 80-6000MHz, 80% AM, 1kHz

IEC 61000-4-4:2012, Signal lines >3m: ±1kV, AC/DC mains inputs and outputs: ±2kV

IEC 61000-4-5:2014+AMD1:2017, Signal lines >30m: ±1kV Line/Ground,

IEC 61000-4-5:2014+AMD1:2017, DC mains input ±1kV Line/Ground, ±0.5kV

Line/Line

IEC 61000-4-5:2014+AMD1:2017, AC mains input ±2kV Line/Ground, ±1kV Line/Line,

0°-270°

IEC 61000-4-6:2023, 150kHz-80MHz, 10V, 80% AM, 1kHz

IEC 61000-4-8:2009, 50/60Hz, 30A/m

IEC 61000-4-9:2016, 50/60Hz, 1000A/m

IEC 61000-4-12:2017, Signal lines shielded ±0,5kV Line/Ground

IEC 61000-4-12:2017, Signal lines unshielded ±1kV Line/Ground, ±0,5kV Line/Line

IEC 61000-4-12:2017, AC mains input ±2.5kV Line/Ground, ±1kV Line/Line, 0°-270°

IEC 61000-6-4:2018

CISPR 16-2-3:2016+AMD1:2019+AMD2:2023, Radiated, 30MHz – 230MHz: 40dB μ V/m
Q-Peak, 10m distance

CISPR 16-2-3:2016+AMD1:2019+AMD2:2023, Radiated, 230MHz – 1GHz: 47dB μ V/m
Q-Peak, 10m distance

CISPR 16-2-3:2016+AMD1:2019+AMD2:2023, Radiated, 1GHz – 3GHz: 56dB μ V/m
Average, 76dB μ V/m Peak, 3m distance

CISPR 16-2-3:2016+AMD1:2019+AMD2:2023, Radiated, 3GHz – 6GHz: 60dB μ V/m
Average, 80dB μ V/m Peak, 3m distance

CISPR 16-1-2:2014+AMD1:2017, Conducted voltage, 150kHz – 0,5MHz, Q-Peak limit
79dB(μ V), Average limit 66dB(μ V)

CISPR 16-1-2:2014+AMD1:2017, Conducted voltage, 0,5MHz – 30MHz, Q-Peak limit
73dB(μ V), Average limit 60dB(μ V)


CISPR 32:2015+AMD1:2019, Conducted current, 150kHz – 0,5MHz, Q-Peak limit
53-40dB(μ A), Average limit 40-30dB(μ A)

CISPR 32:2015+AMD1:2019, Conducted current, 0,5MHz – 30MHz, Q-Peak limit
43dB(μ A), Average limit 30dB(μ A)

IEC 61000-3-2:2018+AMD1:2020+AMD2:2024, Harmonic current, Even: 2nd max
1.08A, 4th max 0.43A, 6th max 0.30A, 8th $\leq n \leq 40$ th max 0.23A*8/n, Odd: 3rd max
2.30A, 5th max 1.14A, 7th max 0.77A, 9th max 0.40A, 11th max 0.33A, 13th max
0.21A, 15th $\leq n \leq 39$ th max 0.15A*15/n

IEC 61000-3-3:2013+AMD1:2017+AMD2:2021, Fluctuations and flicker, Observation
time for PST: 10min

Other Specification

Cold climate modules marked by CC and/or 
max. weight dependent on module configuration

4.1b. Listing of registered modules

CMS-System 20x	Condition monitoring System, Type depending
CMS-System 21x	Condition monitoring System, Type depending
CMSadvanced	Condition monitoring System, Type depending
CMScompact	Condition monitoring System, Type depending
CMScore	Condition monitoring System, Type depending
CMSportable	Vibration monitoring System for temporary measurements, Type depending

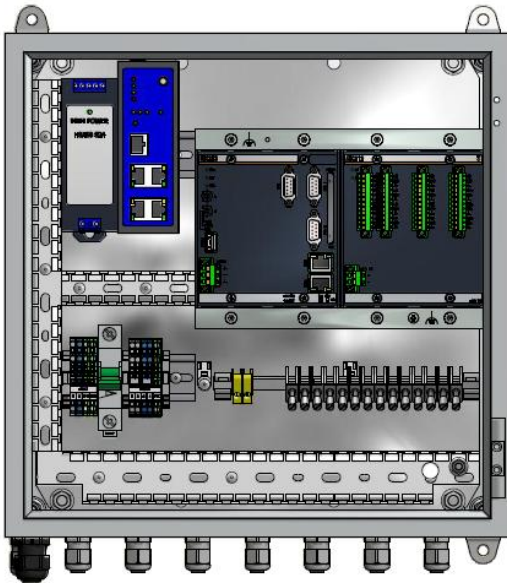
4.1c. Listing of the accessories for the CMS System:

2D MEMS	Acceleration Sensor
3D MEMS	Acceleration Sensor
BAM100	Acceleration Sensor
BAM500	Acceleration Sensor
CLS300	Cantilever Sensor
μ -Bridge	Sensor for sound waves and flexural vibrations

4.1d. Site of use:

industrial purpose
indoor or switchboard use - depending on configuration

4.1e. Picture of the product:



indoor or switchboard use only

中国强制产品CCC认证3C在线<http://www.ccc-cn.org>

商调结果 Investigation Result

Bachmann electronic GmbH
Subsidiaries: Bachmann Monitoring GmbH
Bachmann Visutec GmbH

你公司报请商调的产品:

The product requesting investigation by your company:

PROGRAMMABLE INDUSTRIAL LOGIC CONTROL SYSTEM

经专家团评审结果评定为该产品现不在强制认证目录内。

This product is currently not in the Compulsory Certificate Product Catalogue after examination by expert team.

其他认证, 如 CEL、NAL、SRRC、CCC-Ex 等, 不属于此 CCC 目录外调查函的调查范围。Other certifications such as CEL, NAL, SRRC, CCC-Ex etc. are not part of the investigation.

有效期:6 个月。(2026-07-01 至 2027-01-01)

Period of Validity: 6 months. (from Jul. 01, 2026 to Jan. 01, 2027)

特此通知。

Now we advise you this result.

签发 Issued by:

中国强制产品 CCC 认证-3C 在线

China Compulsory Product CCC Certificate — CCC Online

2026 年 06 月 15 日

